


1. Inlet - Water
2. Inlet - Soap
3. Inlet - SH
4. Outlet




1



2




Rinse out
options



SH
Options

Mounting
bracket

3



4

Only 1 will be
used. It depends
on your hose
diameter