

BLACK™ GC




3300
220 BAR
PSI


9.1
L/PM


HONDA GC190
PETROL
ENGINE TYPE
POWERED BY
HONDA.


DIRECT
3400RPM
DRIVE


COLD
WATER
OUTPUT



BONUS INCLUSION!


TURBO HEAD \$149 VALUE



**INCREASED
CLEANING POWER!**

APPLICATIONS

 Domestic Cleaning


 Car Cleaning


 Motor Bike Cleaning


 Light Agriculturist





STANDOUT FEATURES


 OEM™ sealed axial pump delivers performance with power boost.

 Domestic reliable Honda™ GC190 pull start series engine.

 Jetwave Safety System™ (JSS) thermal valve to prevent overheating in excessive bypass.

 10" pneumatic tyres.

 0°, 15°, 25°, 40 and soap snap-on nozzles.

 Dual M22 screw hose coupling system.

STANDARD EQUIPMENT



Gun: Black Spray Gun & Half Lance w/m22

Lance: Black GC 400mm Lance + 5 Snap on nozzles

Chemical: In-line chemical downstream injector w/strainer



Hose: 8m high pressure hose w/m22 couplings



TECHNICAL DATA

BLACK™ GC

Product Code	CW3300-9.1P
Pressure / Flow Rate	3300 PSI (230 BAR) / 9.1 L/PM (546 L/PH) / 2.4 GPM
Max Inlet Temp	60°C / 140°F
Class (AS/NZS: 4223)	A (2,093 Bar/Litres)
Usage Frequency	Domestic: Occasionally
Nozzle Size	03
Frame Structure	Heavy duty steel black powder coat 2-wheel trolley

MOTOR FEATURES

Engine / Power	Honda™ GC190 Pull Start (air cooled) 6HP / 190cc
Fuel Type / Capacity / Protection	Unleaded / 2L / Low Oil Shutdown

HYDRAULIC FEATURES

Pump / Head / Pistons	Axial (OEM) / Brass / Ceramic Coated
Motor Pump Coupling / Pump RPM	Direct Drive / 3400RPM
Unloader Valve	Integral
Detergent Injector	Yes - Downstream low pressure (with powerboost technology)

DIMENSIONS & WEIGHT

Machine Dimensions / Weight	800mm(L) x 520mm(W) x 580mm(H) / 36KG
-----------------------------	---------------------------------------

WARRANTY(S)

Unit / Pump Warranty*	 1 Year (Domestic Use Only)
Engine Warranty*	 2 Years (Domestic Use Only)

OPTIONAL ACCESSORIES

10m Extension Hose + M22 Joiner	JWA018-EX
JW3 Foaming Lance with Tank	JWA221
12" Hammerhead with Lance	JWA-FSC15-CMPL

Copyright © 2023 Jetwave® Group Pty Ltd. All Rights Reserved.

The manufacturer reserves the right to modify design features and technical facts without notice, due to our principals of continuous improvement.

*Coverage against defects in material and workmanship (refer to Jetwave's and component partners T&Cs).

V3.0 08/23