

- ✓ Complete stainless steel
- ✓ Maintenance free
- ✓ Compact design
- ✓ Sliding bearing system

Application

Hose reels

TECHNICAL DATA

Pressure 5800 psi (40 MPa)
3000 psi (20 MPa)*
725 psi (5 MPa)

Temperature 250°F

RPM max. 30 rpm

Torque max. 37 ft-lbs

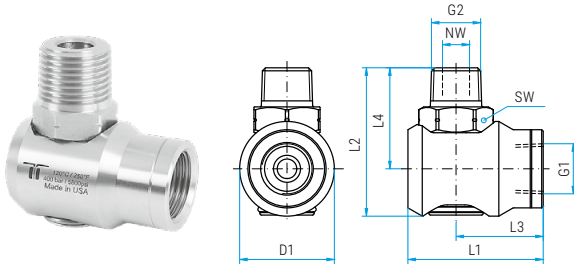
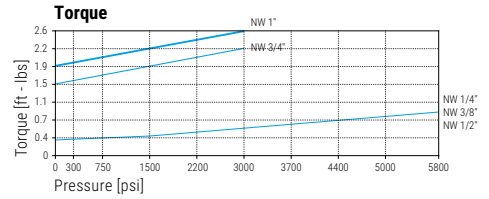
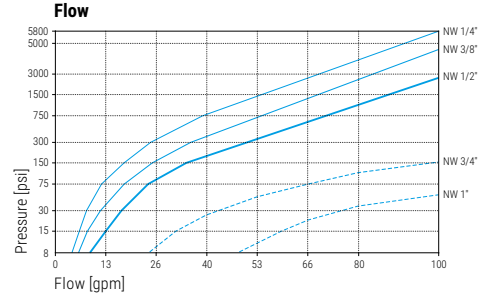
Body stainless steel

Inner part stainless steel

Seal O-ring NBR
(optional: EPDM or FKM)

Bearing sliding bearings

Throughput medium pH 3 - 12
filtered 10 microns
compressed air (290 psi)



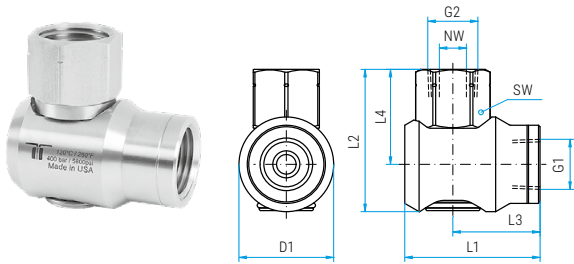
WDEI (725-5800 psi)

Part No.	Box Part No.	G1 (F)	G2 (M)	NW	L1	L2	L3	L4	D1	SW	Box	Weight
43.461	43.461B	1/4" NPTF	1/4" NPTM	1/4"	1.77	1.89	1.14	1.30	1.25	0.87	25 pcs.	8.5 oz
43.462	43.462B	3/8" NPTF	3/8" NPTM	3/8"	1.77	1.93	1.14	1.34	1.25	0.87	25 pcs.	7.8 oz
43.463	43.463B	1/2" NPTF	1/2" NPTM	1/2"	1.97	2.09	1.34	1.50	1.25	0.87	25 pcs.	7.8 oz
43.464*	43.464B*	3/4" NPTF	3/4" NPTM	3/4"	2.95	3.15	1.89	2.13	2.00	1.42	10 pcs.	27.5 oz
43.465*	43.465B*	1" NPTF	1" NPTM	1"	3.35	3.54	2.17	2.36	2.35	1.61	10 pcs.	37.7 oz
43.466	43.466B	3/8" NPTF	1/2" NPTM	3/8"	1.77	2.09	1.14	1.50	1.25	0.87	25 pcs.	7.8 oz
43.467	43.467B	1/2" NPTF	3/8" NPTM	3/8"	1.97	1.93	1.34	1.34	1.25	0.87	25 pcs.	7.8 oz

* 3000 psi

WDEI LP (725 psi)

Part No.	Box Part No.	G1 (F)	G2 (M)	NW	L1	L2	L3	L4	D1	SW	Box	Weight
43.481	43.481B	1/4" NPTF	1/4" NPTM	1/4"	1.77	1.89	1.14	1.30	1.25	0.87	25 pcs.	8.5 oz
43.482	43.482B	3/8" NPTF	3/8" NPTM	3/8"	1.77	1.93	1.14	1.34	1.25	0.87	25 pcs.	7.8 oz
43.483	43.483B	1/2" NPTF	1/2" NPTM	1/2"	1.97	2.09	1.34	1.50	1.25	0.87	25 pcs.	7.8 oz
43.484	43.484B	3/4" NPTF	3/4" NPTM	3/4"	2.95	3.15	1.89	2.13	2.00	1.42	10 pcs.	27.5 oz
43.485	43.485B	1" NPTF	1" NPTM	1"	3.35	3.54	2.17	2.36	2.35	1.61	10 pcs.	37.7 oz
43.486	43.486B	3/8" NPTF	1/2" NPTM	3/8"	1.77	2.09	1.14	1.50	1.25	0.87	25 pcs.	7.8 oz
43.487	43.487B	1/2" NPTF	3/8" NPTM	3/8"	1.97	1.93	1.34	1.34	1.25	0.87	25 pcs.	7.8 oz



WDEI (725-5800 psi)

Part No.	Box Part No.	G1 (F)	G2 (F)	NW	L1	L2	L3	L4	D1	SW	Box	Weight
43.471	43.471B	1/4" NPTF	1/4" NPTF	1/4"	1.77	1.81	1.14	1.22	1.25	0.87	25 pcs.	8.8 oz
43.472	43.472B	3/8" NPTF	3/8" NPTF	3/8"	1.77	1.85	1.14	1.26	1.25	0.87	25 pcs.	7.8 oz
43.473	43.473B	1/2" NPTF	1/2" NPTF	1/2"	1.97	1.97	1.34	1.38	1.25	0.94	25 pcs.	7.0 oz
43.474*	43.474B*	3/4" NPTF	3/4" NPTF	3/4"	2.95	2.76	1.89	1.73	2.00	1.42	10 pcs.	29.6 oz
43.475*	43.475B*	1" NPTF	1" NPTF	1"	3.35	3.07	2.17	1.89	2.35	1.61	10 pcs.	39.5 oz

* 3000 psi

WDEI LP (725 psi)

Part No.	Box Part No.	G1 (F)	G2 (F)	NW	L1	L2	L3	L4	D1	SW	Box	Weight
43.491	43.491B	1/4" NPTF	1/4" NPTF	1/4"	1.77	1.81	1.14	1.22	1.25	0.87	25 pcs.	8.8 oz
43.492	43.492B	3/8" NPTF	3/8" NPTF	3/8"	1.77	1.85	1.14	1.26	1.25	0.87	25 pcs.	7.8 oz
43.493	43.493B	1/2" NPTF	1/2" NPTF	1/2"	1.97	1.97	1.34	1.38	1.25	0.94	25 pcs.	7.0 oz
43.494	43.494B	3/4" NPTF	3/4" NPTF	3/4"	2.95	2.76	1.89	1.73	2.00	1.42	10 pcs.	29.6 oz
43.495	43.495B	1" NPTF	1" NPTF	1"	3.35	3.07	2.17	1.89	2.35	1.61	10 pcs.	39.5 oz



Example of an OEM-box which includes 25 swivels.

43.922	Seal kit NW 1/4"-1/2"	43.934	Seal kit LP NW 1/4"-1/2"
43.930	Seal kit NW 3/4"	43.935	Seal kit LP NW 3/4"
43.931	Seal kit NW 1"	43.936	Seal kit LP NW 1"

Legend

M... = metric thrust, ..M = male, F = female, G = gas pipe thrust, R = gas pipe thrust conical, QV = quick connects
SV = profile ring fitting, D = diameter, L = length, NW = nominal width, SW = wrench size

Additional Seal Options available

EPDM (E) or FKM/Viton (V). Please indicate letter of seal material after part number.
Minimum orders apply.